





ردیف	متن سوال	بارم
A	<p>پاسخ سوالات ستون A را از ستون B پیدا کرده و به هم وصل کنید. (در ستون B یک عبارت اضافی است).</p> <p>(A) _____ (B) _____</p> <p>1. Who watched the movie? a. An-email</p> <p>2. What did he receive? b. At school</p> <p>3. Did they listen to the radio? c. Yes, they did.</p> <p>4. Where did she connect to the Internet? e. They downloaded it.</p> <p>f. My sister.</p>	۲
B	<p>با استفاده از عبارات داخل پرانتز جملات زیر را تغییر دهید.</p> <p>1. We visit a museum each summer. (last summer)</p> <p>2. My mother bakes a cake. (Last Friday)</p>	۲
C	<p>شماره هر عبارت را زیر تصویر مربوط به آن بنویسید. (یک عبارت اضافی است).</p> <div style="display: flex; justify-content: space-around; align-items: flex-end;"> <div style="text-align: center;">  <p>(.....)</p> </div> <div style="text-align: center;">  <p>(.....)</p> </div> <div style="text-align: center;">  <p>(.....)</p> </div> <div style="text-align: center;">  <p>(.....)</p> </div> </div> <div style="border: 1px solid black; border-radius: 15px; padding: 10px; margin-top: 10px;"> <p>1. text a message                      2. see a war movie</p> <p>3. look at the newsstand              4. attend a TV program</p> <p>5. interview somebody</p> </div>	۲
D	<p>جملات زیر را مرتب کنید.</p> <p>1. the movie/didn't /the boys/ like.</p> <p>2. yesterday/happy/the girls/were?</p>	۲

بارم	متن سوال	ردیف
۲	<p data-bbox="747 67 1293 107">متن زیر را بخوانید و به سوالات داده شده پاسخ دهید.</p> <p data-bbox="103 115 1293 286">Last week our neighbor invited us to a village near a river. It was a nice and quiet place. There were tall trees and beautiful flowers. The water of river was clean and cool. We didn't use our mobile.</p> <p data-bbox="103 405 607 445">1. How was the water of river?</p> <p data-bbox="103 493 691 532">2. Where did our neighbor invite us?</p>	E